

Contents

Using your new *PDR® Family Guide to Women's Health and Prescription Drugs™* book card, you can read more than 40 chapters dealing with women and their specific health issues. You can also learn about more

than 350 brand and generic drugs that are often prescribed to women.

In addition, this electronic book has powerful features that let you search for any word and instantly go to cross-references.

| | |
|--|-----------|
| Key Guide | 2 |
| Installing a Book Card | 3 |
| Selecting a Book | 4 |
| Using the Color Keys | 4 |
| Viewing a Demonstration | 5 |
| Changing the Settings | 5 |
| Reading Health Topics | 6 |
| Reading Drug Profiles | 7 |
| Searching for Words | 9 |
| Highlighting Search Words | 10 |
| Reading Cross-references | 11 |
| Using the Index | 12 |
| Sending Words Between Books | 12 |
| Book Card Care | 13 |
| Index | 15 |

Key Guide

Color Keys

HEALTH (red) Displays the Health menu.

DRUG (green) Displays the Drugs menu.

INDEX (yellow) Displays the Index.

SEARCH (blue) Displays and clears the word search screen.

Function Keys

BACK Backs up to the previous screen.

CAP Shifts keys to type capitals and punctuation.

CARD Exits the selected book.

CLEAR Clears a word search and highlights the Contents menu.

ENTER Selects a menu item, starts a word search, or highlights a word in the text.

HELP Displays help messages.

MENU Toggles between the main menus and text.



ON/OFF Turns your BOOKMAN on or off.

?* At a menu, displays the full title

of an item. At text, displays the Outline location. Shifted, types an asterisk to stand for a series of letters in a search word.




Direction Keys



  Scroll line by line.


  Scroll screen by screen.


SPACE Page down.


Key Combinations¹

 +  or  At text, go the next or previous section.

CAP +  or  At a menu, go to the top or bottom item. At text, go the next or previous section.

 + **BACK** From a submenu, go back to the main menus.

 + **CARD** Send a highlighted word between books.

 + **ENTER** From the Health or Drugs menu, go directly to the related text. At text, highlight the first visible cross-reference (**REF**).

¹Hold  while pressing the other key

Quick Keys²

- (D) Go to the *Dosage* section.
- (E) Go to the *Side Effects* section.
- (F) Go to the *Most Important Fact* section.
- (G) Go to the *General* section.
- (I) Go to the *Food and Drug Interactions* section.
- (N) Go to the *Do Not Take If* section.
- (O) Go to the *Overdosage* section.
- (P) Go to the *Prescribed For* section.
- (S) Go to the *Use in Pregnancy or Breastfeeding* section.
- (T) Go to the *How to Take* section.
- (W) Go to the *Special Warnings* section.


²The Quick keys perform these functions only when you're reading a drug profile.

► About Screen Illustrations

Some screen illustrations in this User's Guide may differ from what you see on screen. This doesn't mean that your BOOKMAN is malfunctioning.

Warning: Never install or remove a book card when your BOOKMAN is turned on. If you do, information that you've entered in its built-in book, as well as in any other installed book cards, will be erased.

1. Turn off your BOOKMAN.
2. Turn your BOOKMAN over.
3. Align the tabs of the book card with the notches in a slot.



4. Press the book card down until it snaps into place.

► Removing a Book Card

Warning: When you remove a book card to install another, information that you entered in the removed book card will be erased.

Viewing a Demonstration

Before you begin, you may want to see a brief demonstration of how to use this book. Simply install the book card and then follow these steps.

1. Press **(CLEAR)**.
2. Use the arrow keys to highlight the Setup menu.
3. Press **↓** to highlight **View Demo**.



4. Press **(ENTER)** to start the demonstration.
5. To stop the demonstration, press **(CLEAR)**.

ä Help is Always at Hand

You can read a help message at virtually any screen by pressing **(HELP)**. Press **↓** or **DNV** to read the message. Press **(BACK)** to exit it.

To read a tutorial about how to use this book, select *Tutorial* from the Setup menu.

Changing the Settings

Using the Setup menu, you can adjust the type size, shutoff time, and screen contrast.

The type size sets how large the characters appear on screen. The shutoff time sets how long your BOOKMAN stays on if you forget to turn it off. The screen contrast sets how light or dark the screen appears.

1. Press **(CLEAR)**.
2. Use the arrow keys to highlight **Set Type Size**, **Set Shutoff**, or **Set Contrast** on the Setup menu.



A slanted arrow indicates a submenu.

3. Press **(ENTER)**.
4. Press **↑** or **↓** to highlight a new setting.
To leave the setting unchanged, press **(BACK)**.
5. Press **(ENTER)** to select it.

Reading Health Topics

It's easy to read about women's health topics. Here's how.

1. Press **HEALTH** (the red key). Or press **CLEAR**, highlight **Health**, and then press **ENTER**.



2. Highlight a chapter title. For example, highlight **3 PMS: Sorting Fact from Fiction**.



To highlight a chapter title, scroll down to it or type its number.

To type a chapter number, hold **I** and press the numbered keys. To undo a number, press **BACK**.

To go to the bottom or top of a menu, hold **CAP** and press **DOWN** or **UP**.

To see the full title of any menu item, highlight the item and then press **?**.

Reading Health Topics

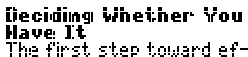
3. Press **ENTER**.



4. Highlight a section title and then press **ENTER** to select it. For example, select **Deciding Whether You Have It**.

To highlight a section title, scroll to it or type its first few letters.

Note: Some sections have subsections. If needed, select a subsection title in the same way that you selected a section title.



5. Use **DOWN**, **UP**, or **SPACE** to scroll.
6. To go to the next or previous section, hold **I** and press **DOWN** or **UP**.
7. To go back to the menu, press **BACK**.
8. Press **CLEAR** when finished.

Reading Health Topics

► Where in the Book Are You?

When you're reading the text of a health topic or drug profile, you can see the Outline location of the current text by pressing (?).



```
OUTLINE LOCATION:
3 PMS: SORTING FACT FR...
DECONTAMINATING THE...
```

To scroll to the higher levels of the Outline, use ↑.

To display the full title of an item, which is especially useful when the title ends in ellipses, press ⇨.

Press (BACK) to go back to the text you were just reading. Or press (ENTER) to go to the text of the highlighted item.

► Follow the Arrows

The flashing arrows at the right of the screen show which arrow keys you can press to scroll through the menus or text.

Reading Drug Profiles

If you know the brand or generic name of a drug, here's how to find its drug profile.

1. Press (DRUG) (the green key).

Or press (CLEAR), highlight *Drugs*, and then press (ENTER).

2. Press (ENTER) to select *Drug Profiles*.

3. Type a brand or generic drug name. For example, type *Tylenol*®.



```
DRUG PROFILES
TYLENOL
TYLENOL WITH CODEINE
```

To undo a letter, press (BACK).

4. When the drug is highlighted, press (ENTER).



```
TYLENOL
GENERAL
PRESCRIBED FOR
```

5. Highlight a section (for example, *Most Important Fact*) and then press (ENTER).



```
Most Important Fact
Do not use Tylenol to re-
lieve pain for more than 10
```

Reading Drug Profiles

To highlight a section, scroll down or type its first few letters.

- Use , , or to scroll.
- To go to the next or previous section, hold and press or .

Or use the Quick keys. To learn how, read "Using the Quick Keys" in the next column.

- Press when finished.

ä If You Misspell a Drug Name

If you misspell a drug name while typing at the Drugs menu, the spelling correction mode appears.

Type the remainder of the name to the best of your knowledge. Then press to see the corrections.



CORRECTIONS FOR TILENDOL
WORDS STARTING WITH TI...
TILENDOL

Then highlight a correction and press to see its drug profile.

Reading Drug Profiles

ä Using the Quick Keys

When you're reading a drug profile, you can quickly go to any section of the profile by using these keys.

To go to... Press...

General

Prescribed For

Most Important Fact

How to Take

Side Effects

Do Not Take If

Special Warnings

Food and Drug Interactions

*Use in Pregnancy
or Breastfeeding*

Dosage

Overdosage

ä A Shortcut to Drug Profiles

To go directly from a drug name on the Drugs menu to its drug profile, hold and press .

Searching for Words

Word searches let you look up all the occurrences of a word or phrase in this book. A word search is often the way to find the most information about a topic.

You can search for up to six words at a time. But you cannot search for short, common words such as *the* and *is*.

1. Press **SEARCH** (the blue key).
2. Type your search words. For example, type `tension headache`.

Type words, then **ENTER**.

`tension headache`

You don't need to type capitals or punctuation. To erase a letter, press **BACK**. To move the cursor, press **←** or **→**.

3. Press **ENTER** to search.

```
OUTLINE LOCATION:
PAINFUL PERIODS
PRIMARY DYSMENORRHEA
```

This is the Outline location of the first occurrence, or match, of the word(s).

4. Press **ENTER** to see the first match.

Searching for Words

```
which is sometimes accom-
panied by nausea, vomiting, di-
arrhea, dizziness, head
```

5. Hold **I** and use **→** to see the Outline locations of the next matches.
6. Press **ENTER** to see a match.
7. Press **MENU**.

```
20 CONTENTS 8 INDEX SETUP
WHEALTH
DRUGS
```

Note: After a word search, only chapters and sections with matches are shown on the menus and sub-menus. If *Remaining matches in Index* appears, you must press **MENU** to see the matches in the Index.

8. Use the arrow keys to highlight a menu item and then press **ENTER**. If needed, select a subitem.
9. Press **SEARCH** or **CLEAR** to clear your search.

Reading Cross-references

Throughout the text of this book, you'll see cross-references, indicated by an **WRFF**. Cross-references take you to related material.

1. When you see a **WRFF** in text, hold **☆** and press **ENTER**.

wall of the uterus on which the endometrium **WRFF** lies. For many years both condi-

Notice that the **WRFF** is highlighted.

2. Press **ENTER** to go to the cross-reference.

Endometrium
The lining of the uterus, shed each month during

3. If needed, use **↓** to scroll down.
4. To go back to the **WRFF**, press **BACK**.
5. Press **BACK** again to turn off the highlight.

Reading Cross-references

► Reading Multiple Cross-references

Sometimes more than one **WRFF** appears on screen at one time.

transmitted diseases **WRFF**
as syphilis **WRFF** and
AIDS **WRFF**, and perhaps for

To read the cross-reference for the first **WRFF**, follow the steps in the previous column. To read the subsequent cross-references, follow these steps.

First, press **ENTER** to start the highlight. Then use the arrow keys to highlight the cross-reference you want to read.

Then press **ENTER** to go to the cross-reference.

Searching for Words

ä If You Misspell a Search Word

If you enter a misspelled search word, a list of corrections appears.



CORRECTIONS FOR HIEDACHE
HEADACHE
HEADACHE
HEADACHE

Use **↓** to highlight a correction and then press **ENTER**.

ä Searching for Parts of Words

If you want to find prefixes, suffixes, or other parts of words, type an asterisk in place of the missing letters. For example, *meta** and then press **ENTER**. To type an asterisk, hold **CAP** and press **?**.

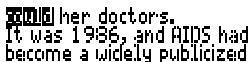


Then highlight a match and press **ENTER** to search for it.

Highlighting Search Words

You can also search for words by highlighting a word in a health topic or drug profile.

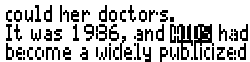
1. At the text of any health topic or drug profile, press **ENTER**.



could her doctors.
It was 1986, and AIDS had
become a widely publicized

Notice the highlight. To turn off the highlight, press **BACK**.

2. Use the arrow keys to highlight a word.



could her doctors.
It was 1986, and AIDS had
become a widely publicized

3. Press **ENTER** to search for it.
4. Press **ENTER** again to see the first match.
5. Hold **I** and press repeatedly to see the Outline locations of the next matches.
6. Press **MENU** to see the menu items with matches.
7. Press **CLEAR** when done.

Book Card Care

- **Do not touch the metal contacts on your book cards.**

Caution: Touching these electrical contacts with statically charged objects, including your fingers, could erase information entered in a book card or built-in book.



- **Do not put excessive weight on your book cards.**



- **Do not expose your book cards to heat, cold, or liquids.**



Copyrights, Patents, and Trademarks

BOOKMAN Model GWH-2055

© 1996 Franklin Electronic Publisher, Inc., Burlington, NJ 08016-4907 U.S. All rights reserved.

© 1994 by Medical Economics, Inc. All rights reserved.

PDR and Family Guide to Women's Health and Prescription Drugs are trademarks of Medical Economics, Inc.

Tylenol is a registered trademark of McNeil Pharmaceutical.

FCC Notice: Complies with the limits for a Class B computing device pursuant to Subpart B of part 15 of FCC Rules. Operation is subject to the following two conditions: (1) This device may not cause harmful interference; and (2) This device must accept any interference received, including interference that may cause undesired operation.

U.S. Patents 4,490,811; 4,830,618;
5,113,340; 5,218,536; 5,396,606;
Deutsch Pats. M9409743.7;
M9409744.5. Euro. Patent 0136 379.
Patents Pending.

ISBN 1-56712-312-X

Limited Warranty (U.S. only)

FRANKLIN warrants to you that the BOOKMAN PRODUCT will be free from defects in materials and workmanship for one year from purchase. In the case of such a defect in your BOOKMAN PRODUCT, FRANKLIN will repair or replace it without charge on return, with purchase receipt, to the dealer from which you made your purchase or Franklin Electronic Publishers, Inc., One Franklin Plaza, Burlington, New Jersey 08016-4907, within one year of purchase. Alternatively, FRANKLIN may, at its option, refund your purchase price.

Data contained in the BOOKMAN PRODUCT may be provided under license to FRANKLIN. FRANKLIN makes no warranty with respect to the accuracy of data in the BOOKMAN PRODUCT. No warranty is made that the BOOKMAN PRODUCT will run uninterrupted or error free. You assume all risk of any damage or loss from your use of the BOOKMAN PRODUCT.

This warranty does not apply if, in the sole discretion of FRANKLIN, the BOOKMAN PRODUCT has been tampered with, damaged by accident, abused, misused, or misapplication, or as a result of service or modification by any party, including any dealer, other than FRANKLIN. This warranty applies only to products manufactured by or for FRANKLIN. Batteries, corrosion, or battery contacts and any damage caused by batteries are not covered by this warranty. NO FRANKLIN DEALER, AGENT, OR EMPLOYEE IS AUTHORIZED TO MAKE ANY ADDITIONAL WARRANTY IN THIS REGARD OR TO MAKE ANY MODIFICATION OR EXTENSION OF THIS EXPRESS WARRANTY.

THE FOREGOING WARRANTY IS EXCLUSIVE AND IS IN LIEU OF ALL OTHER EXPRESS OR IMPLIED WARRANTIES, WRITTEN OR ORAL, INCLUDING, BUT NOT LIMITED TO, WARRANTIES OF MERCHANTABILITY OR FITNESS FOR A PARTICULAR PURPOSE. YOUR SOLE AND EXCLUSIVE REMEDY SHALL BE FRANKLIN'S OBLIGATION TO REPLACE OR REFUND AS SET FORTH ABOVE IN THIS WARRANTY. Some States do not allow the exclusion of implied warranties, or limitations on how long a warranty lasts. This warranty gives you specific rights; you may also have additional rights which vary from State to State. This warranty shall not be applicable to the extent that enforcement of any provision may be prohibited by applicable law.

FRANKLIN SHALL IN NO EVENT BE LIABLE TO YOU OR TO ANY OTHER PERSON FOR ANY SPECIAL, INCIDENTAL, OR CONSEQUENTIAL DAMAGES, OR ANY OTHER INDIRECT LOSS OR DAMAGE, ARISING OUT OF YOUR PURCHASE, THE MANUFACTURE OR SALE OF THE BOOKMAN PRODUCT, THIS LICENSE, OR ANY OBLIGATION RESULTING THEREFROM OR THE USE OR PERFORMANCE OF THE BOOKMAN PRODUCT UNDER ANY LEGAL THEORY, WHETHER BREACH OF CONTRACT, TORT, STRICT LIABILITY OR ANY OTHER CAUSE OF ACTION OR PROCEEDING, WHICH DAMAGES SHALL INCLUDE, BUT NOT BE LIMITED TO, LOST PROFITS, DAMAGES TO PROPERTY, OR PERSONAL INJURY (BUT ONLY TO THE EXTENT PERMITTED BY LAW). FRANKLIN'S ENTIRE LIABILITY FOR ANY CLAIM OR LOSS, DAMAGE, OR EXPENSE FROM ANY SUCH CAUSE SHALL IN NO EVENT EXCEED THE PRICE PAID FOR THE BOOKMAN PRODUCT. THIS CLAUSE SHALL SURVIVE FAILURE OF AN EXCLUSIVE REMEDY. This license and warranty is governed by the laws of the United States and the State of New Jersey.

Index

?* key 7

Arrows

- flashing 7
- slanted 5

Asterisk (for finding words) 10

Auto-resume feature 4

Automatic shutoff 5

Book cards

- installing 3
- protecting 13
- removing 3

BOOKMAN

- resetting 13
- troubleshooting tips 13

Breastfeeding information

- ation 8

Capital letters, typing 9

Changing

- books 4
- screen contrast 5
- shutoff time 5
- type size 5

Color keys 2

- functions of 2
- using 4

Contrast, changing 5

Correcting misspellings

- drug names 8
- search words 10

Cross-references (XREF) 11

Cursor, moving 9

Demonstration 5

Direction keys 2

Do Not Take If information 8

Drug profiles 7

- finding 7
 - using the Index 12
 - using word searches 9
- reading 8
- shortcut to viewing 8
- spelling correction 8
- using Quick keys 8

Erasing typed letters 9

FCC notice 15

Finding

- Do Not Take If information 8
- dosage 8
- drug profiles
 - using the Index 12
 - using word searches 9
- general information about a drug 8
- Outline Location of text 7
- overdosage 8
- parts of words 10
- pregnancy information 8
- prescription information 8
- side effects 8
- special warnings 8

Health topics 6

Help messages 5

Highlighting

- cross-references 11
- menu items 5

Index

- words to search for 10
- How to Take information** 8
- Index, using** 12
- Installing book cards** 3
- Key combinations** 2
- Limited Warranty** 14
- Menus**
 - Drugs 7
 - Index 12
 - Setup 5
- Misspellings, correcting**
 - drug names 8
 - search words 10
- Numbers, typing** 6
- Outline location**
 - of word search matches 9
 - viewing from text 7
- Overdosage** 8
- Pregnancy information** 8
- Prescription information** 8
- Punctuation, typing** 9
- Quick keys** 3, 8
- Remaining matches in Index message** 9
- Removing book cards** 3
- Screen contrast** 5
- Search words**
 - spelling correction 10
- Searching**
 - for parts of words 10
 - for words
 - by highlighting them in text 10
 - for words and phrases
 - by entering words 9
 - for words in other books 12
- Selecting**
 - books 4
 - settings 5
- Setup menu** 5
- Shutoff time** 5
- Side effects** 8
- Slanted arrows** 5
- Special warnings** 8
- Spelling correction**
 - drug names 8
 - search words 10
- STAR+CARD** 12
- STAR+ENTER** 8
- Troubleshooting tips** 13
- Tutorial** 5
- Type size** 5
- Typing**
 - asterisks 10
 - numbers 6
- Viewing**
 - demonstration 5
 - help messages 5
 - Outline location
 - after word search 9
 - from text 7
 - word search matches 9, 10
- Warranty (U.S. only)** 14
- Word searches**

Index

- correcting misspellings 10
- entering words 9
- finding parts of words 10
- highlighting words 10
- viewing matches 9, 10
- XREF (cross-references) 11**

FRB-28069-00
P/N 7201148

Rev. A

License Agreement

READ THIS LICENSE AGREEMENT BEFORE USING ANY BOOKMAN ELECTRONIC BOOK.

YOUR USE OF THE BOOKMAN ELECTRONIC BOOK DEEMS THAT YOU ACCEPT THE TERMS OF THIS LICENSE. IF YOU DO NOT AGREE WITH THESE TERMS, YOU MAY RETURN THIS PACKAGE WITH PURCHASE RECEIPT TO THE DEALER FROM WHICH YOU PURCHASED THE BOOKMAN ELECTRONIC BOOK AND YOUR PURCHASE PRICE WILL BE REFUNDED. BOOKMAN ELECTRONIC BOOK means the software product, hardware, and documentation found in this package and FRANKLIN means Franklin Electronic Publishers, Inc.

LIMITED USE LICENSE

All rights in the BOOKMAN ELECTRONIC BOOK remain the property of FRANKLIN. Through your purchase, FRANKLIN grants you a personal and non-exclusive license to use the BOOKMAN ELECTRONIC BOOK on a single FRANKLIN BOOKMAN at a time. You may not make any copies of the BOOKMAN ELECTRONIC BOOK or of the preprogrammed data stored therein, whether in electronic or print format. Such copying would be in violation of applicable copyright laws. Further, you may not modify, adapt, disassemble, decompile, translate, create derivative works of, or in any way reverse engineer the BOOKMAN ELECTRONIC BOOK. You may not export or reexport, directly or indirectly, the BOOKMAN ELECTRONIC BOOK without compliance with appropriate governmental regulations. The BOOKMAN ELECTRONIC BOOK contains Franklin's confidential and propriety information which you agree to take adequate steps to protect from unauthorized disclosure or use. This license is effective until terminated. This license terminates immediately without notice from FRANKLIN if you fail to comply with any provision of this license.